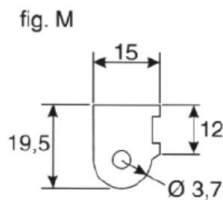
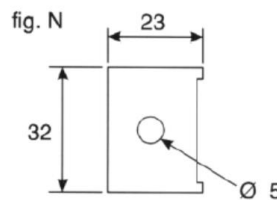


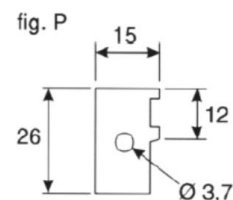
5422810
kg. 1,225



5422800
kg. 0,650



5422811
kg. 1,900



5422801
kg. 0,930

N° VIAS	ROSCAGEM	FIXAÇÃO		CÓDIGO	PERFIL
		A	B		
1		42	20	0071001	L
2		63	41	0071002	
3		84	62	0071003	
4	C 12X1	105	83	0071004	
5	D 1/8 GAS	126	104	0071005	
6		147	125	0071006	
7		168	146	0071007	
8		189	167	0071008	

N° VIAS	ROSCAGEM	FIXAÇÃO		CÓDIGO	PERFIL
		A	B		
1		40	26	0725001	L
2		70	56	0725002	
3	C 12X1	100	86	0725003	
4	D 1/4 GAS	130	116	0725004	
5		160	146	0725005	
6		190	176	0725006	

N° VIAS	ROSCAGEM	FIXAÇÃO		CÓDIGO	PERFIL
		A	B		
2		42	30	0072001	N
4	C 12X1	63	51	0072002	
6	D 1/8 GAS	84	72	0072003	
8		105	93	0072004	