




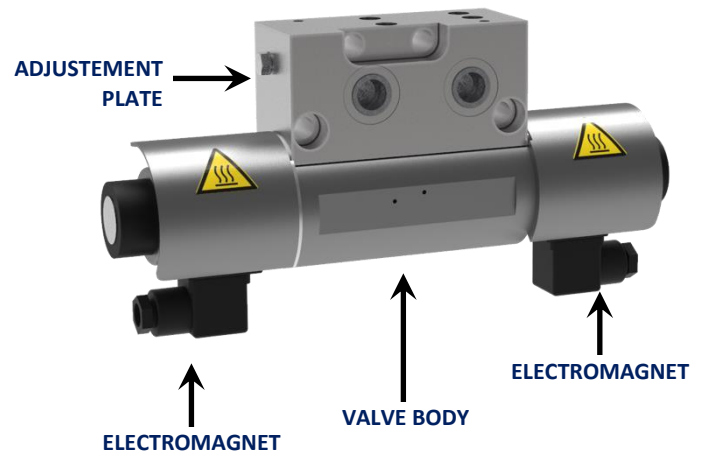
MODULAR DIRECTIONAL VALVE (4/3) SUMO II AND MINI-SUMO II

The Modular Directional Valve has been designed to control supply lubricant in dual line systems.

This valve is able to operate with MAX NLGI 2 grease, with 300 bar max pressure (4351 psi).

A lubrication cycle is completed when both the principal lines alternatively pressurize and depressurize.

The solenoid controls (S1 or S2) must be of the "continuous" type to move the piston to the affected position.



APPLICATIONS

- **Dual line system:** for inversion of Dual line systems.
- **Progressive and zoned systems:** by plugging port 1 or 2 the valve can be used for zone complex circuits.
- **Grease applications:** particularly suited for grease, it can be applied to any circuit requiring a 4/3 valve.

ADVANTAGES

- **Modular base:** means fast maintenance, minimum downtime and less contamination
- **Electromagnet operation:** no air required.



SUMO II

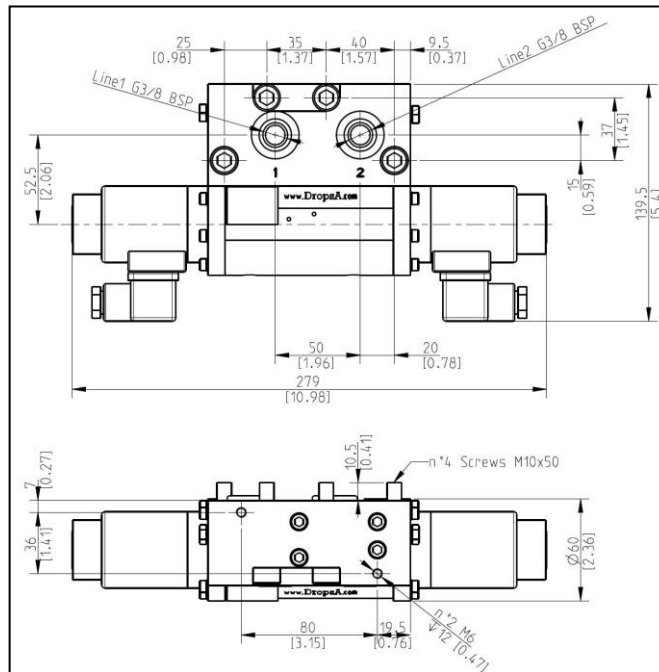
Mini-SUMO II



TECHNICAL INFORMATION

TECHNICAL INFORMATION	
Voltage	24V DC
Power consumption	48W
Coil power consumption	2 A
Coil protection degree	IP 65
Max flow rate	400 cc/min
Max working pressure	300 bar (4351 psi)
Outlet connection	G3/8" BSP
Temperature of use	- 5 ÷ + 50 °C (23° ÷ +122° F)
Operating humidity	90 % humidity rel.
Lubricants	Grease max NLGI2
Storage temperature	-20 ÷ +65 °C (-4° ÷ +149° F)

DIMENSIONS



ORDERING INFORMATION

DESCRIPTION	PART No.
Directional valve 4/3 24V DC	0083550

OPTIONAL DESCRIPTION	PART No.
Pressure gauges Kit (Fittings + Pressure gauges)	3133910

SPARE PARTS DESCRIPTION	PART No.
Electromagnet 24V DC	3150016
Electric connector	0039976
Valve/pump OR gaskets (2 for each direction valve)	3190500
Right pressure gauge	3292172
Left pressure gauge	3292171

Info Distributor: