

# INJECTORS

## DL-1 G AND DL-1 O

# Dropsa



# INJECTORS DL-1 G AND DL-1 O

The DL-1 injector is designed to deliver a precise amount of lubricant to friction points where high pressure or flow rate is required. The design allows multiple DL1 injectors to be installed in restricted spaces.

The flow rate can be adjusted externally allowing the user to set the injector to the required position, based on the most suitable lubrication requirements for the application.

DL1 injectors have a built-in visual indicator allowing operation to be monitored. The injector is located inside a manifold. It is available in configurations with 1 to 6 outlets, and can be installed in any position.

Each DL-1 can be easily inspected, assembled or disassembled without having to remove the assembly and without interfering with existing fittings and pipes.

Customised versions of the manifolds are supplied by Dropsa.




**CHARACTERISTICS**

LUBRICANTS:

GREASE MAX NLGI 2

OIL MIN 32 CST

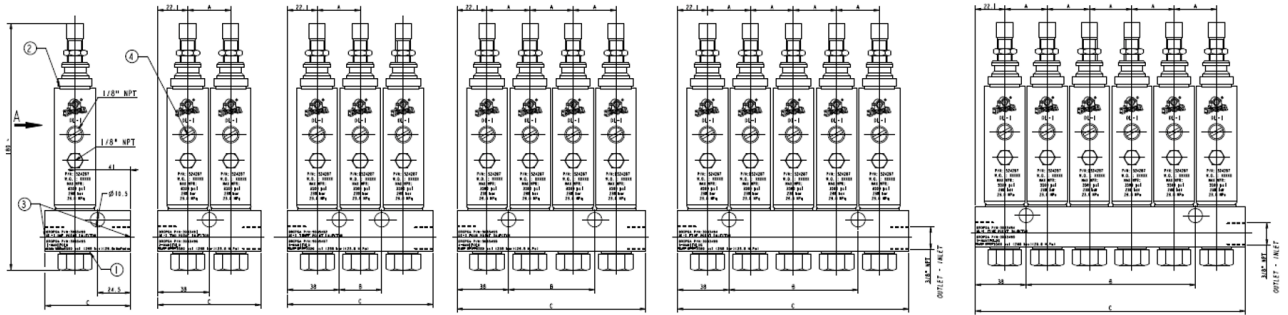


C2407PE - WK 48/23

# TECHNICAL SPECIFICATIONS

## DL-1 GREASE

LUBRICANT	FLOW RATE		WORKING PRESSURE			
	MIN	MAX	MIN	MAX	TYPICAL	FILLING
MAX NLGI 2	0.13 CM <sup>3</sup> (0.008 CU.IN.)	1.3 CM <sup>3</sup> (0.08 CU.IN.)	130 BAR (1850 PSI)	250 BAR (3500 PSI)	172 BAR (2500 PSI)	41 BAR (600 PSI)



CODE		A	B	C	OUTLET
3083490	3083525	-	-	63	1
3083491	3083526	31.7	-	76	2
3083492	3083527	31.7	31.7	107.5	3
3083493	3083528	31.7	63.4	139	4
3083494	3083529	31.7	95.1	170.5	5
3083536	-	31.7	126.8	202	6

## ORDERING INFORMATION

DESCRIPTION	OUTLETS	CODES
DL1 - 1 - G	1	3083490
DL1 - 2 - G	2	3083491
DL1 - 3 - G	3	3083492
DL1 - 4 - G	4	3083493
DL1 - 5 - G	5	3083494
DL1 - 6 - G	6	3083536

## DL-1 INOX GREASE

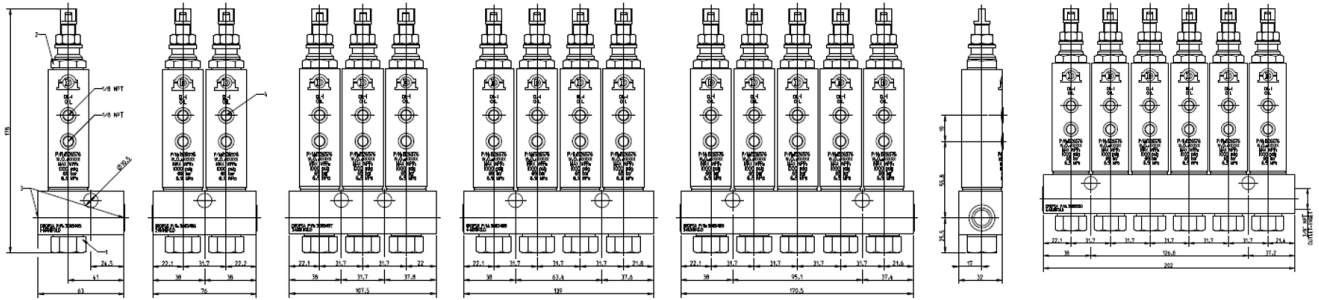
## ORDERING INFORMATION

DESCRIPTION	OUTLETS	CODES
DL1 - 1 - G	1	3083525
DL1 - 2 - G	2	3083526
DL1 - 3 - G	3	3083527
DL1 - 4 - G	4	3083528
DL1 - 5 - G	5	3083529

# TECHNICAL SPECIFICATIONS

## DL-1 OIL

LUBRICANT	FLOW RATE		WORKING PRESSURE			
	MIN	MAX	MIN	MAX	TYPICAL	FILLING
OIL MIN 32 CST	0.13 CM <sup>3</sup> (0.008 CU.IN.)	1.3 CM <sup>3</sup> (0.08 CU.IN.)	52 BAR (750 PSI)	69 BAR (1000 PSI)	59 BAR (850 PSI)	10 BAR (150 PSI)



## ORDERING INFORMATION

DESCRIPTION	OUTLETS	CODES
DL1 - 1 - 0	1	3083551
DL1 - 2 - 0	2	3083552
DL1 - 3 - 0	3	3083553
DL1 - 4 - 0	4	3083554
DL1 - 5 - 0	5	3083555
DL1 - 6 - 0	6	3083556

## REPLACEMENT PARTS GREASE AND OIL

DESCRIPTION	CODES
METERING VALVE	1524287
ALUMINIUM CAP	3072572
PLASTIC CAP + OR KIT	3132197
KIT FOR INJECTOR	3132187