



# METERING VALVE SERIES AGG6

## CHARACTERISTICS

- **TEMPERATURE:**  
30 ÷ +80°C;
- **MAX. PRESSURE (INBOUND):**  
400 BAR (5800 PSI.);
- **OPERATING CYCLES:**  
100/MIN.;
- **MIN. VISCOSITY:**  
100 cSt (462 SSU);
- **GREASES, MAX:**  
265 ASTM (NLGI 2)\*
- **CONNECTIONS:**  
INBOUND: 1/4"  
OUTLET: 5/16" - 24NF

(\*) CONTACT YOUR SUPPLIER FOR DIFFERENT TYPES OF GREASE.

## Fixed flow rate from 1.5 cm<sup>3</sup> to 12 cm<sup>3</sup> for dual-line lubrication systems

Body made of special anti-friction steel, lapped holes, pistons made of lapped and tempered steel for seal without gaskets. Screws and counter-screws to regulate flow rate, device to combine or separate the two outlets, galvanic treatment of items exposed. Normally, the metering valves are supplied complete with transparent methacrylate covers. Furthermore, on the regulation turrets, there is an anti-slip seal. On request, covers are also available in aluminium



## GENERAL TECHNICAL CHARACTERISTICS

Temperature	-30 ÷ +80°C.
Max. pressure	400 bar (5800 psi.)
Operating cycles	100/min
Min. viscosity	100cSt (462 SSU)
Greases, max.	265 ASTM (NLGI 2) *
Inlet	1/4"
Outlet	5/16"-24NF

(\*) Contact your supplier for different types of grease.

## INSTALLATION/OPERATION

Each divider group consists of a servo-control piston (A) and a divider piston (B). Piston movements illustrated in fig. D-E show the functioning of divider group with the alternation of supply of lubricant to the two lines.

Figures D-E, separate outlets – Figure F bridge junction to use only one outlet.

The supplies are normally supplied with two separate outlets, unless stated otherwise in the order.

The two outlets of each divider element are used in any case. If you want to use only one outlet, bridge junction **Part Number 0622030** is required because the other outlet cannot be plugged.

The junction unites the flow rate of the two outlets into a single one, thereby doubling the flow rate of each element.

In this case, the maximum flow rate for each complete cycle passes from 0.1 ÷ 1 cm<sup>3</sup> to 0.2 ÷ 2 cm<sup>3</sup>.

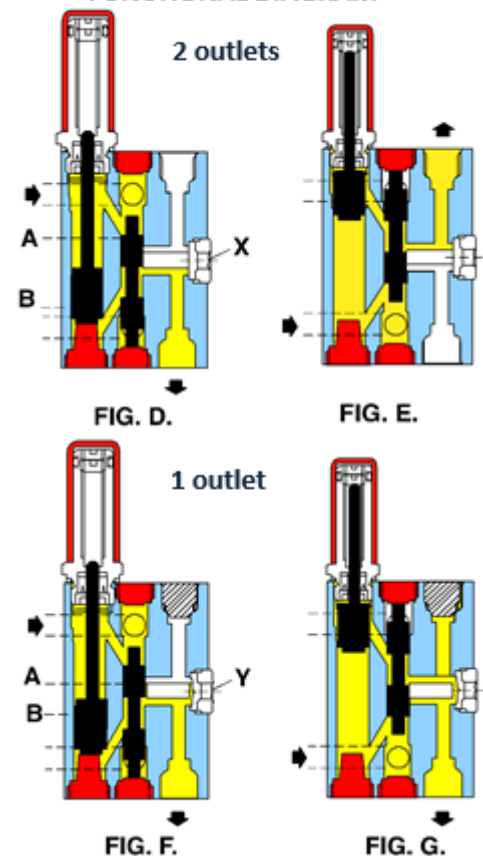
## FITTING

For mounting on uneven surfaces, light alloy gauges **Part Number 0622017** to avoid deformations caused by tightening too much.

## CHARACTERISTICS

- Paper mills
- Steel plants
- Cement plants
- Large-scale loading and lifting equipment

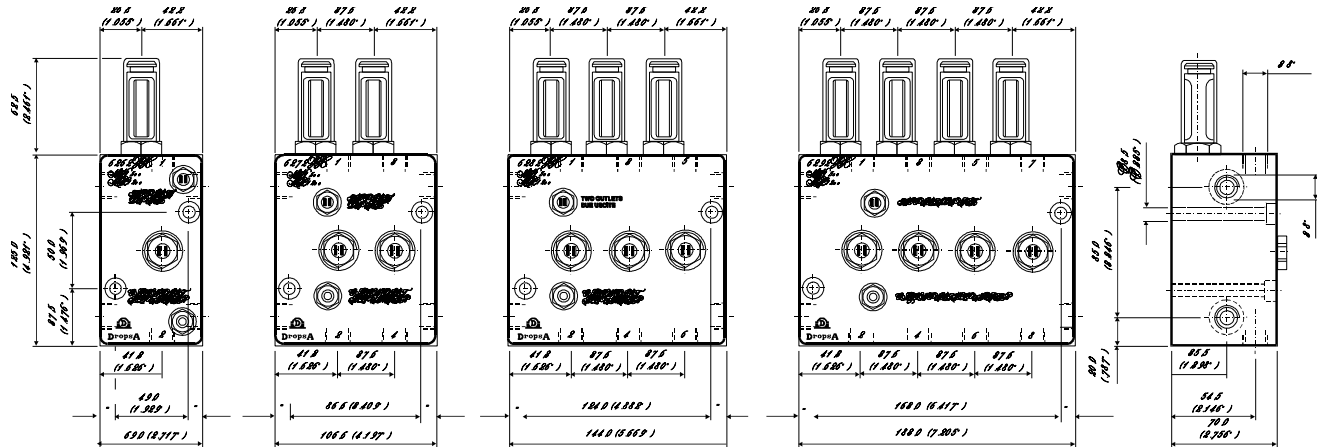
## FUNCTIONAL DIAGRAM





# METERING VALVE SERIES AGG6

## DIMENSIONS (DRAWING NOT TO SCALE)



CHECK VALVE TO BE APPLIED IF REQUIRED ON THE OUTLET OF THE PIPE FITTING TO BE ORDERED SEPARATELY  
PART NUMBER 92326 BSP  
PART NUMBER 92359 NPTF

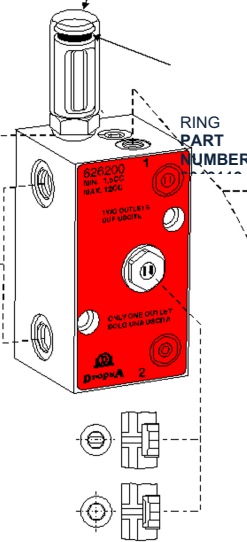
3/8" BSP  
3/8" NPTF

ALUMINIUM ON REQUEST  
PART NUMBER 0616021  
METHACRYLATE  
PART NUMBER 3042118

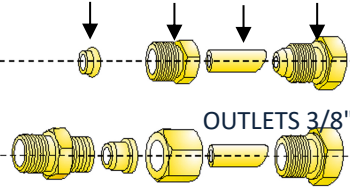
Using DROPSA standard is more inexpensive because a fitting can be done without.  
Normally, the valves are supplied with a double-cone seat for pipe 10mm in diameter.

INLETS 3/8"

DROPSA STANDARD BSP Ø mm				
PLUG	PIPE	NUT	RING	FITTING
	10	0091406	0091601	0092269
0926002	12	0091411	0091607	0092240
	16	0091416	0091612	0092241
NPTF DRY SEAL Ø INCHES				
	3/8	0850202	0850222	0850255
0850282	1/2	0850203	0850223	0850257
	5/8	0850204	0850224	0850259

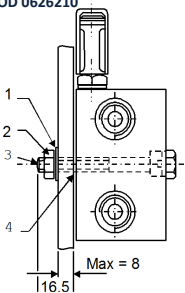


DROPSA STANDARD Ø mm			
DOUBLE CONE	FITTING	Ø PIPE	PLUG
0093010	0092010	10	0091003



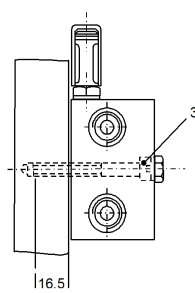
NPTF DRY SEAL Ø INCHES				
0850253	0850221	0850201	5/16	
0850255	0850202	0850202	3/8	0850282
0850257	0850223	0850203	1/2	

\*THE SEALING DISC FOR TWO OUTLETS IS INDICATED AT THE TOP WITH TOW PARALLEL MARKS PART NUMBER 0626209, WHILE THE SEALING DISC FOR ONE OUTLET IS MARKED IN THE CENTER WITH A SMALL CIRCLE  
COD 0626210

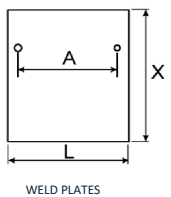


Metering valve attachment items indicated with a \* must be ordered separately.

ITEM	PART NUMBER	PARTS	DESCRIPTION	
1*	0016012		ELASTIC WASHER	METRIC
2*	0016406	2	NUT M8	
3*	0012556		SCREWS M8 X 80	
4	3008107		GAUGE	
1*	0016012		ELASTIC WASHER	[INCHES]
2*	0016500	2	NUT M8	
3*	0012560		SCREWS M8 X 80	
4	3008107		GAUGE	



	PART NUMBER	DIMENSIONS in MM (INCHES)		
		A	L	X
1	0111576	49 (1,9)	70 (2,755)	190 (7,480)
2	0111577	86 (3,385)	110 (4,330)	190 (7,480)
3	0111578	124 (4,881)	150 (5,905)	190 (7,480)
4	0111579	163 (6,417)	183 (7,204)	190 (7,480)



## ORDER INFORMATION

THREAD	WEIGHT		Number of outlets	PART NUMBER
	Kg.	Lbs.		
Dropsa Standard BSP	4.600	10.12	1 - 2	0626200
	6.650	14.63	2 - 4	0627200
	9.200	20.24	3 - 6	0628200
	11.400	25.08	4 - 8	0629200
NPTF	4.600	10.12	1 - 2	
	6.650	14.63	2 - 4	
	9.200	20.24	3 - 6	
	11.400	25.08	4 - 8	

Distributor info: